

# GMR

## MECHANICAL SHEAR



# VERMAK

SHEET METAL WORKING MACHINERY

Since 1965

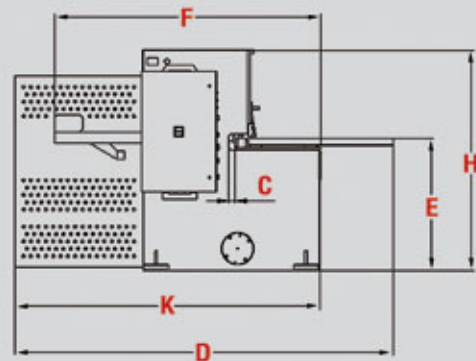
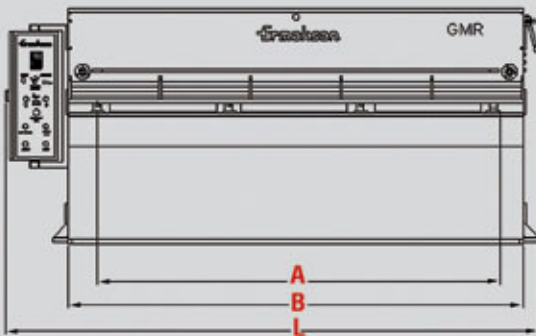
## STANDARD EQUIPMENTS

- Mono block, welded steel frame rigid to deflection moment and high tensile with St42 material.
- Two sided blades manufactured with high-alloyed steel,
- Blade gap adjustment according to sheet thickness and type for a quality cutting,
- Automatically activated hold down system avoiding sheet sliding during cutting action,
- Motorized back gauge system with NC control,
- Roller bearings on the table to help placing sheets to machine easily,
- Front support arms with ruler, suitable for long sheet cutting,
- Foot pedal available for single or continuous cutting,
- ELGO NC controller,
- Motor drivers,
- Back gauge system with retraction mechanism.



## OPTIONAL EQUIPMENTS


- Angle Gauge,
- Sheet support and unloading system to move the sheets to front or back,
- Pneumatic sheet support and unloading system,
- Motorized blade gap adjustment,
- Front support system with ruler up to 3 meters,
- Automatic central lubricating system.



All specs are subject to change without notice

TYPES	CUTTING LENGTH		CUTTING CAPACITY (45 kg/mm <sup>2</sup> )		CUTTING CAPACITY (70 kg/mm <sup>2</sup> )		CUTTING ANGLE	STROKE PER MINUTE	PRESSURE	MAIN MOTOR	BACKGAUGE MOTOR	BLADE GAP ADJUSTMENT	BACKGAUGE SPEED	BACKGAUGE TRAVEL	TABLE WIDTH	NUMBER OF SHEET SUPPORT ARMS	TABLE LENGTH		THROAT DEPTH	MACHINE WIDTH	TABLE HEIGHT		WIDTH	TRANSPORT WIDTH		LENGTH	HEIGHT	WEIGHT	
	A	B	C	D	E	K											F	L			H								
	mm	mm	mm	mm	mm	mm											mm	mm			mm	mm		mm	mm				mm
GMR 1400 -3	1400	3	1.8	2° 25'	34	0.8	3	0.75	0,05-0,4	110	600	410	1	1650	-	1980	830	1580	1510	1950	1200	1050							
GMR 2100 -3	2100	3	1.8	1° 40'	34	0.8	3	0.75	0,05-0,4	110	600	410	1	2350	-	1980	830	1580	1510	2650	1200	1300							
GMR 2600 -4	2600	4	2.5	1° 30'	42	2	7.5	0.75	0,05-0,5	110	750	580	2	2910	100	2580	900	2080	1850	3400	1550	3750							

↔ ↔ ↔ Consult to our company for special dimension and capacity applied machines. ↔ ↔ ↔



ERMAKSAN MACHINERY CO.

Yeni Yalova Yolu 15. Km Ovaakça BURSA/TURKEY Tel : +90.224 - 267 19 00 (Pbx) Fax : +90.224 - 267 14 40  
[http : //www.ermaksan.com.tr](http://www.ermaksan.com.tr) e-mail: [ermaksan@ermaksan.com.tr](mailto:ermaksan@ermaksan.com.tr)